

DIWA SERIES

SUBMERSIBLE PUMPS FOR DIRTY WATER

Submersible pumps for dirty water manufactured in AISI 304 stainless steel. Head up to 20 metres, delivery up to 425 l/min (25,2 m³/h).

Four basic models with 0.55 (0.75 HP) to 1.5 kW (2HP) rated power.

DRIVELUB SEAL SYSTEM

- ❑ **MOTOR COOLED BY PUMPED LIQUID**
- ❑ **DIFFUSER PLATE COATED WITH POLYURETHANE FOR MAXIMUM RESISTANCE TO ABRASION**
- ❑ **COMPACT AND LIGHTWEIGHT**

APPLICATIONS

- Draining of cellars, garages, basements.
- Draining of construction sites.
- Emptying of tanks and reservoirs.
- Lawn and garden irrigation.
- Fountains.
- Pumping of domestic wastewater (washing machines, showers, sinks).
- Emptying of tanks in industrial and ecological applications.
- Water display, fountains.

SPECIFICATIONS

- Liquid **temperature** up to **50°C**.
- **Open impeller.**
- Minimum level of pumped liquid: **25 mm**.
- **Suspended solids handled up to 8 mm.**
- **Maximum immersion depth: 7m.**
- 10 meters of HO7RN-F type neoprene power cord.
- **Dry motor** (class F insulation).
- **IP 68 protection.**
- Versions:
 - Single-phase** 220-240 V 50 Hz 2 poles with built-in overload protection.
 - Three-phase** 380-415 V 50 Hz 2 poles.
- **Motor power:**
 - 0.55 to 1.1 kW for single-phase version.
 - 0.55 to 1.5 kW for three-phase version.
- The single-phase versions feature:
 - Pre-assembled float** (version without float available on request).
 - Built-in capacitor** (except for DIWA 11 model with control box on cable).
 - Thermal overload protection.**
- 60 Hz and versions without float (SG) available.



DRIVELUB SEAL SYSTEM

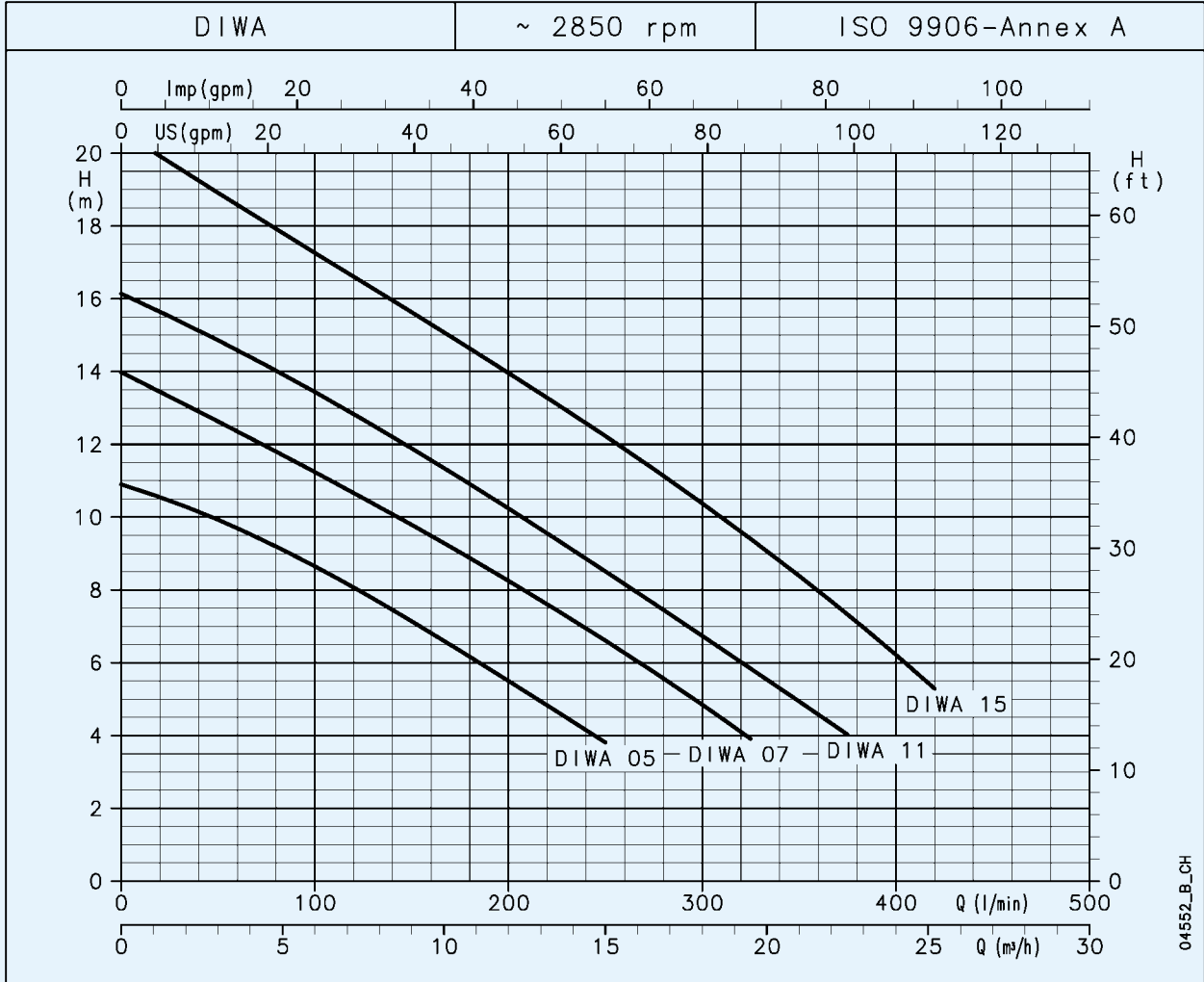
Watertight electric motor protected by multiple seal system with **oil chamber**.

A V-ring and **silicon carbide mechanical seal** (extremely resistant to wear and abrasion), as well as a **lip seal** which is continuously lubricated by the **DRIVELUB system**, provide an extremely efficient barrier against infiltration.

TABLE OF MATERIALS

PART	MATERIAL
Pump body Motor casing Outer sleeve Impeller Shaft extension Suction screen Nuts and bolts	STAINLESS STEEL (AISI 304 - DIN 1.4301)
Front diffuser plate	STAINLESS STEEL (AISI 304 - DIN 1.4301) COATED WITH POLYURETHANE ELASTOMER
Inner mechanical seal	SILICON CARBIDE/ SILICON CARBIDE
Upper lip seal, Elastomers	NITRILE RUBBER
Handle	STAINLESS STEEL (AISI 304 - DIN 1.4301) COATED WITH POLYACETAL RESINS

DIWA SERIES OPERATING CHARACTERISTICS AT 2850 rpm 50 Hz



PUMP TYPE	RATED POWER		Q = DELIVERY											
			l/min	100	125	150	175	200	225	250	300	325	375	420
	kW	HP	m³/h	6	7.5	9	10.5	12	13.5	15	18	19.5	22.5	25.2
	H = TOTAL HEAD METERS COLUMN OF WATER													
DIWA 05(T)	0.55	0.75	10.9	8.6	7.9	7.1	6.3	5.5	4.7	3.8				
DIWA 07(T)	0.75	1	14.0	11.2	10.5	9.8	9.0	8.3	7.4	6.6	4.8	3.9		
DIWA 11(T)	1.1	1.5	16.1	13.4	12.7	11.9	11.1	10.2	9.4	8.5	6.7	5.8	4.0	
DIWA 15T	1.5	2	20.6	17.3	16.4	15.6	14.8	14.0	13.1	12.2	10.4	9.4	7.3	5.3

These performances are valid for liquids with density $\rho = 1.0 \text{ kg/dm}^3$ and kinematic viscosity $\gamma = 1 \text{ mm}^2/\text{sec}$.

diwa-2p50_a_te

PUMP TYPE	INPUT POWER*	INPUT CURRENT*	CAPACITOR
SINGLE-PHASE	kW	220-240 V A	$\mu\text{F} / 450 \text{ V}$
DIWA 05	0.79	3.92	16
DIWA 07	1.25	6.20	22
DIWA 11	1.53	6.83	30
-	-	-	-

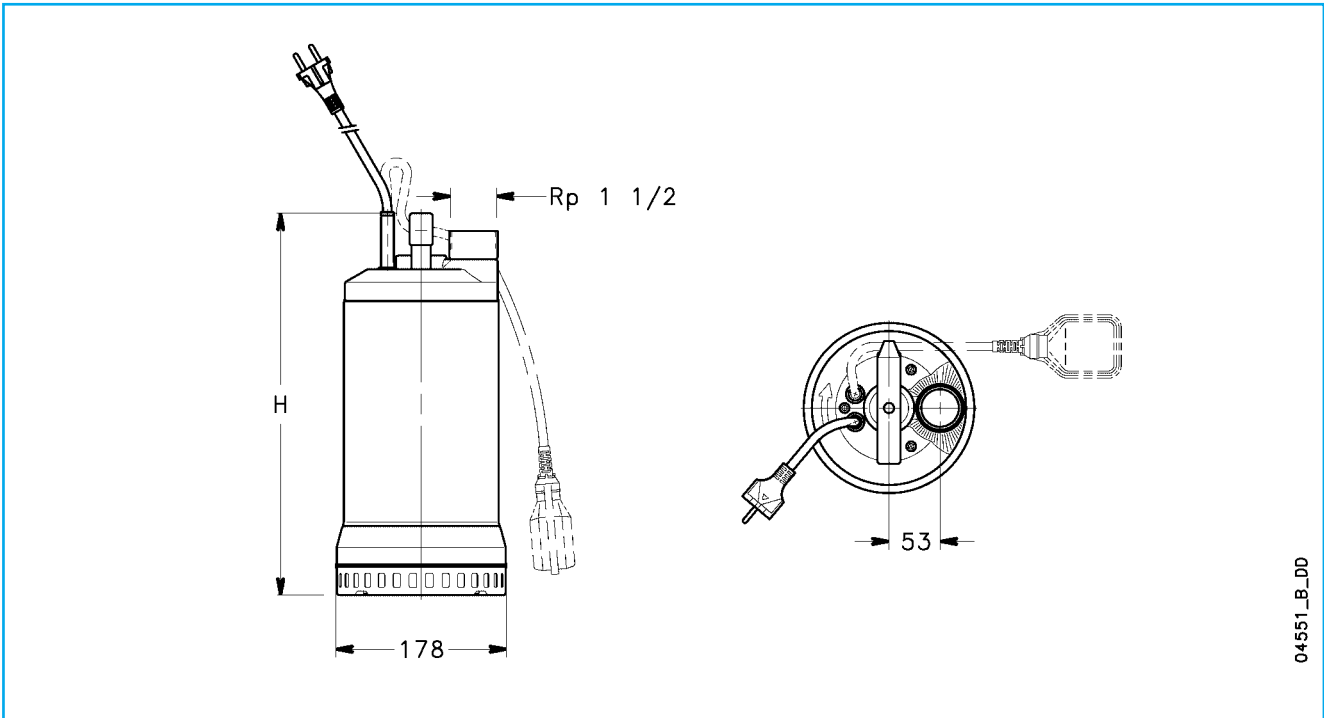
PUMP TYPE	INPUT POWER*	INPUT CURRENT*	INPUT CURRENT*
THREE-PHASE	kW	220-240 V A	380-415 V A
DIWA 05T	0.72	2.56	1.48
DIWA 07T	1.2	4.26	2.46
DIWA 11T	1.44	4.64	2.68
DIWA 15T	2.05	6.74	3.89

* Maximum value in specified range

diwa-2p50_a_te

DIWA

DIWA SERIES DIMENSIONS AND WEIGHTS

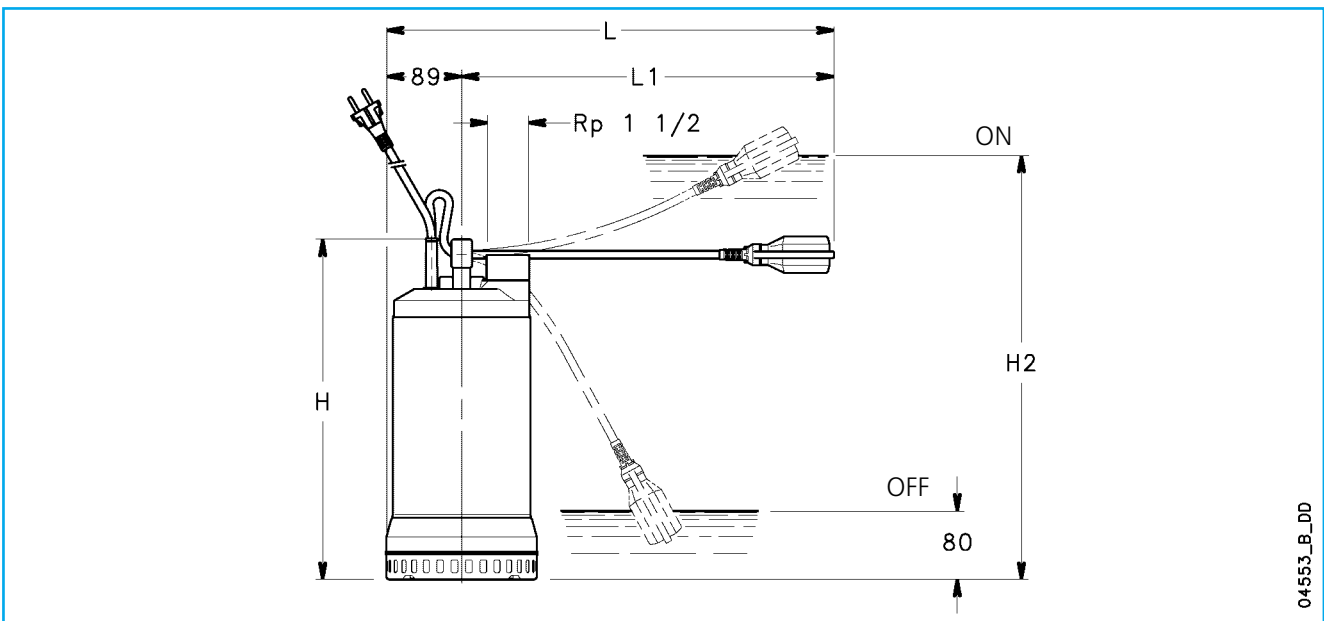


04551_B_DD

DIWA

PUMP TYPE	DIMENSIONS (mm)				WEIGHT
	H	H2	L	L1	kg
DIWA05	343	425	459	370	12
DIWA07	388	485	514	425	14.3
DIWA11	388	485	514	425	17
DIWA05T	343	-	-	-	11
DIWA07T	358	-	-	-	13
DIWA11T	388	-	-	-	15
DIWA15T	388	-	-	-	16.5

diwa-2p50_a_td



04553_B_DD